



WOOD FINISHES DIRECT

The following Technical Datasheet is provided by **Bona**

Wood Finishes Direct cannot be held liable for the information contained within this document.

For purchasing information visit:
[Bona Craft Oil Stain 2K](#)



Bona Craft Oil 2K

TWO COMPONENT, IMPREGNATING OIL

Performance, versatility and design



Bona Craft Oil 2K is made from modified vegetable oils that are catalysed with a hardener for quicker drying and greater durability. It can be used on its own as a fast-drying, high-performance oil, or can be over-coated with any lacquer from the Bona Traffic HD family to add gloss and minimise cleaning and maintenance. The 2K oil works perfectly with a wide variety of wood species, including cherry, walnut, smoked oak, and steamed beech. Available in twelve colours (including Neutral) which can also be used in conjunction with Bona Tones and Bona Mix Colours.

- Extremely high degree of saturation
- Rapid drying yet uniquely long open time and pot life
- Easy repair and blending
- Overcoatable with Bona Traffic HD, Bona Traffic HD Raw & Bona Traffic HD Anti-slip.



Bona Craft Oil 2K

TWO COMPONENT, IMPREGNATING OIL

Performance, versatility and design

TECHNICAL DATA

Product base:	Modified vegetable oils + isocyanate hardener
Colours:	Neutral, Frost, Invisible, Misty, Sand, Light Grey, Ash, Driftwood, Graphite, Clay, Provincial & Umbra
Mixing ratio:	9 parts oil (Component A) to 1 part hardener (Component B) (10% vol)
Pot life:	6-8 hours
Drying time:	Between applications: 15-30 minutes ¹ Light use: Neutral/ 8 hours ¹ Coloured/ 12 hours ¹ ¹ under normal climate conditions, 20°C/60% R.H. Ensure proper ventilation.
Application tools:	Bona Oil Squeegee, short haired roller or Stainless-Steel trowel. Red or Beige pad for buffing.
Application rate:	Approx 30 m ² /litre depending on wood species.
Safety	Component A: Unclassified Component B: Classified (see Safety Data Sheet)
Fire Risk:	Non-flammable, however risk of self-ignition exists. Used cloths, rags and similar should be immersed in water or placed in sealed metal containers. See Safety Data Sheet.
Cleaning:	Clean tools with white spirit. Dried material can be removed with white spirit.
Shelf life:	2 years from date of production in unopened original container
Storage/transport:	The temperature must not fall below +5°C or exceed +30°C during storage and transport.
Disposal:	Waste and emptied containers should be handled in accordance with local regulations.
Pack size	6 x 1,25 litres (1125 ml oil + 125 ml hardener)
Certificates:	GREENGUARD Gold for very low indoor emissions EMICODE; EC1 – Very low indoor emissions EN 71-3 for application on children's toys DIN 51 130; class R10, low slip potential DiBt; safe building product

Additional detailed information is noted in the appropriate Safety Data Sheet.

PREPARATION

Ensure floor is acclimatised to its end-use environment, well sanded, dry and free from sanding dust, wax and other contamination. Allow product to reach room temperature before use. Optimal application conditions are between 20-25°C and 30-50% relative humidity. High temperatures and low humidity shorten drying time, low temperatures and high humidity lengthen drying time. **Minimum temperature for use is 16°C.** Use rubber gloves, safety goggles and disposable booties during application.

It is advised that Bona Mix&Fill or Bona Mix&Fill Plus is used to fill minor gaps prior to applying Bona Craft Oil 2K. On floors that cannot be gap-filled it is important to maintain the oil at the surface such as by applying the oil thinly using a cloth wrapped around a pad under a buffing machine. Oil must not be allowed to seep freely into open gaps.



Bona Craft Oil 2K

TWO COMPONENT, IMPREGNATING OIL

Performance, versatility and design

Precautions

The uniformity of sanding and the wood's properties have an influence on the final colour. The colour should only be evaluated after the final finish. Marks, colour differences, uneven colouring, etc. are not the fault of the product but is the responsibility of the user! Pay attention to the sanding. If unsure, make a test prior to use, including both staining and finishing.

Tip: For a more intense and uniform colouration, the wood can be water-popped prior to applying oil. Sand and clean the floor. Apply water thinly over the surface with a sponge or short-haired roller. Allow surface to dry overnight before applying oil.

TREATMENT SCHEDULE

Untreated raw wood.

Alt. 1. Moderate/High wear
1 x Bona Craft Oil 2K

Alt. 2 Moderate/high wear
1 x Bona Rich Tone (optional)
1 x Bona Bona Craft Oil 2K
2 x Bona Hard Wax Oil

Alt. 3 Heavy Commercial wear
1 x Bona Craft Oil 2K
2 x Bona Traffic HD

APPLICATION

1. Using a hammer, drive an awl or screwdriver through the top and bottom of the upper container and allow the contents to run into the lower container (min. 1 minute). Remove the upper container and stir the lower container thoroughly.
2. Apply and distribute a thin coat of the mixed oil to the floor. On large floors work in sections and overlap wet-on-wet.
3. Allow the wood to absorb the oil for 15-30 minutes and then buff the surface with a buffing machine equipped with a red or beige pad.
4. Make another pass with more oil if required to ensure that absorbent areas are saturated.
5. Allow another 15-30 minutes of oil exposure before removing surplus oil with cotton cloths fitted under a buffing machine.
6. Buff the surface with a Bona Wool Pad for a flawless finish.
7. Let surface dry at least 8 hours² (coloured oil min. 12 hours²) before resuming foot traffic. Ensure good ventilation during application and drying.

**WARNING: BONA CRAFT OIL 2K CONTAINS DRYING OILS.
RISK OF SELF-IGNITION. USED CLOTHS, PAPER, RAGS AND SIMILAR
SHOULD BE PLACED IN WATER OR SEALED METAL CONTAINERS**

²drying time at 20°C/60% RH, expect longer drying time on tropical wood species, at high relative humidity and at



Bona Craft Oil 2K

TWO COMPONENT, IMPREGNATING OIL

Performance, versatility and design

low temperatures. The room can normally be furnished after 12-24 hours but wait approx. 1 week before covering the surface with rugs. Allow 1-2 days drying before cleaning with wet methods.

MAINTENANCE

Clean the floor regularly using a Bona Microfiber Dusting pad and/or a vacuum cleaner. When needed, wipe off with a Bona Microfiber Cleaning pad with Bona Oiled Wood Floor Cleaner. Note: Always clean using as dry a method as possible. For maintenance and upkeep of the surface use Bona Oil Care. The frequency of this operation is determined by the level of wear and may range from every 3rd year in a domestic environment to a few times a year in a commercial environment.

Detailed maintenance instructions are available at www.bona.com

OVERCOATING

Instructions for lacquer

To increase the total wear resistance of the floor and to lower the frequency of maintenance, especially in areas where heavy wear is expected, it is recommended to overcoat the surface with two layers of any Bona Traffic HD lacquer. This recommendation also applies to coloured surfaces where additional protection with lacquer will help to preserve the original colouration. **Note:** Bona Craft Oil 2K can only be coated with Bona Traffic HD provided the oil is used as is and not combined with other additives or products such as Bona Tones or Bona Mix Colour.

1. Apply a single coat of Bona Craft Oil 2K to the floor according to the standard application. On porous or highly absorbent wood species a second coat is advisable. It is essential that all surplus material is removed with cloths, if any oil remains on the surface, it may cause adhesion problems for the subsequent coat of Bona Traffic HD.
2. Let dry a minimum of 8 hours (min. 12 hours for coloured oil). Longer drying time may be necessary on tropical wood species and/or under unfavourable climate conditions. To ensure that the surface is dry, rub the surface with a cotton or paper cloth. If the cloth picks up a lot of pigment, the surface is not dry. Only proceed with the following steps when the surface is fully dry.
3. Buff the surface with a red pad and vacuum the floor.
4. Mix Bona Traffic HD with hardener and apply 2 layers using a roller. It is advised to make a gentle intermediate abrasion between layers of lacquer to remove eventual grain raise. Only use a Bona Scrad Pad for this purpose.
5. During the first 72 hours, the floor should only be exposed to light foot traffic. Wait at least one week before covering with mats or other floor coverings.

2023-05-05

This data sheet replaces all previous versions please check bona.com to ensure that you have the latest version



Bona Craft Oil 2K

TWO COMPONENT, IMPREGNATING OIL

Performance, versatility and design

Instructions for hard wax oil


1. Apply a single coat of Bona Craft Oil 2K to the floor according to the standard application. On porous or highly absorbent wood species a second coat is advisable. Remove all surplus material with cloths.
2. Let dry a minimum of 8 hours (min 12 hours for coloured oil). Longer dry time may be necessary on tropical wood species and/or under unfavourable climate conditions.
3. To ensure that the surface is dry, rub the surface with a cotton or paper cloth. If the cloth picks up a lot of pigment, then the surface is not dry. Only proceed with the following steps when the surface is fully dry.
4. Buff the surface with a red pad and vacuum the floor.
5. Apply 2 coats of Bona Hard Wax Oil. It is advised to make a gentle intermediate abrasion between layers of hard wax oil for an excellent surface finish.




Neutral



Frost



Invisible




Misty



Sand




Light Grey



Ash




Driftwood




Graphite



Clay



Provincial



Umbra

Note: Sample swatches are intended as an indication only. Appearance will vary depending on wood species, treatment schedule etc. always make a test before application.

2023-05-05

This data sheet replaces all previous versions
please check bona.com to ensure that you have
the latest version



Bona Craft Oil 2K

TWO COMPONENT, IMPREGNATING OIL

Performance, versatility and design

The information in this document and all other advice and recommendations that we provide to help and assist the applicator are based on previous experience and extensive testing but makes no claim to be complete. Because of the wide range of possible uses and conditions of application of our products, we do not relieve users from the need to carry out their own trials or to seek technical advice from Bona before use. Bona can only guarantee its products and not the construction as a whole. Observe that the product cannot prevent the wood changing colour due to tannin bleed, the movement of natural oils or the effects of UV light in the short or long term. Observe recommendations from flooring manufacturer and the provisions of relevant standards.